

SSFA comparison

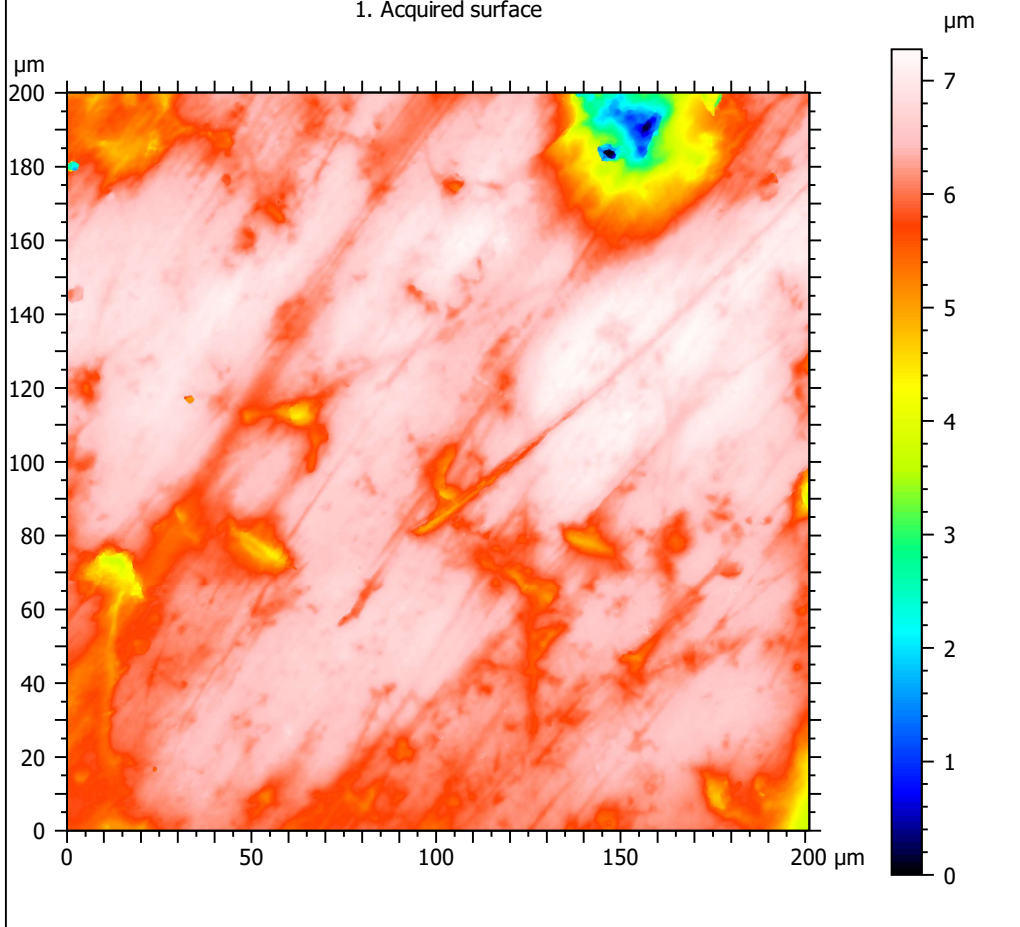
Template to process all surfaces acquired with the Leica DCM8 with the 100x/0.90 objective.

A. Processing

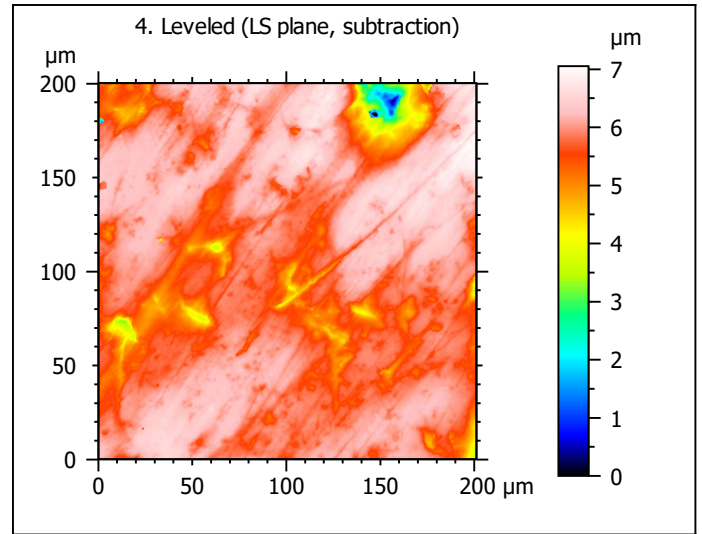
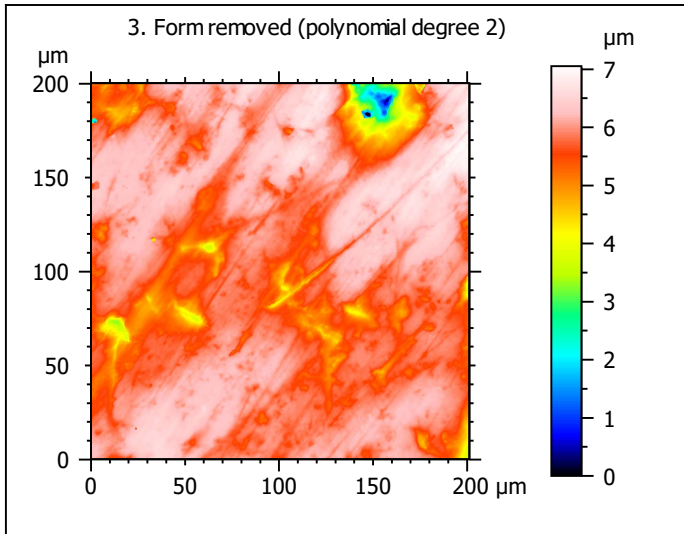
Identity card

Name:	L6-Ovis-80288-lm2sin-a		
File path:	D:\Data\3Ddata\SSFA\Sheeps\Original surfaces\L6-Ovis-80288-lm2sin-a.sur		
Studiable type:	Surface		
Axis:	X		
Length:	201.1	μm	
Size:	1561	points	
Spacing:	0.1289	μm	
Axis:	Y		
Length:	200.1	μm	
Size:	1551	points	
Spacing:	0.1291	μm	
Axis:	Z		
Length:	7.276	μm	
Size:	72760642	digits	
Spacing:	1e-07	μm	
NM-points ratio:	0.000 % (0 Pts)		

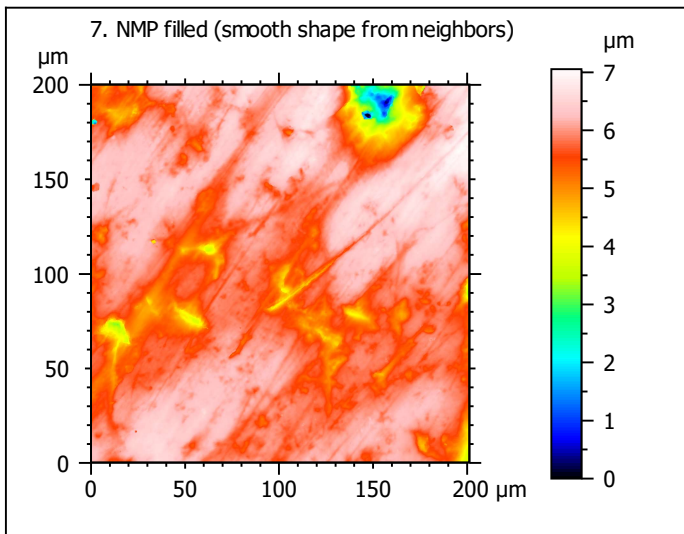
1. Acquired surface



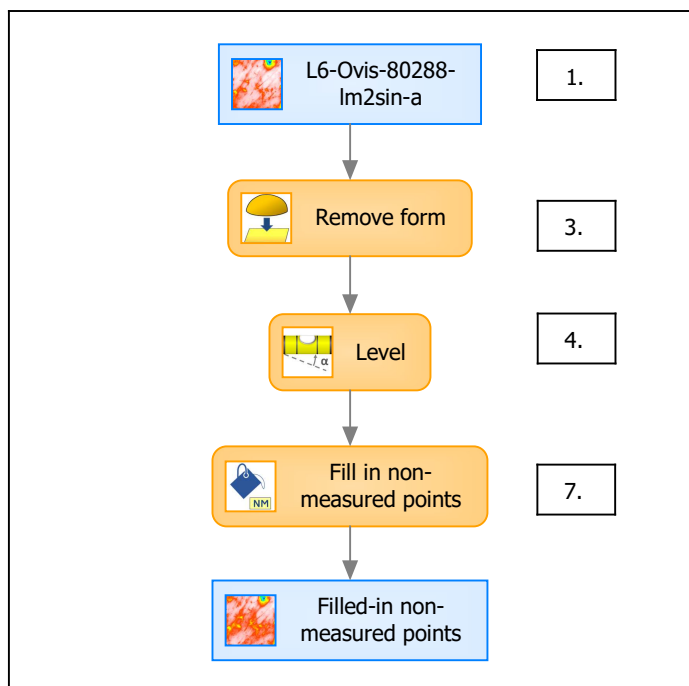
Note that the surfaces have been preprocessed (mirrored in z, cut to 200x200 μm and automatically cleaned) according to Merceron et al. (2016), Proc. R. Soc. B 283: 20161032.



Identity card	
Name:	L6-Ovis-80288-Im2sin... > Leveled (LS-plane)
Axis:	Z
NM-points ratio:	0.000 % (0 Pts)



B. Summary



Identity card

Name: L6-Ovis-80288-lm2sin-a > Form removed (LS-poly 2) > Leveled (LS-plane) > Filled-in non-measured points

Studiabale type: Surface

Axis: X

Length: 201.1 μm
Size: 1561 points
Spacing: 0.1289 μm

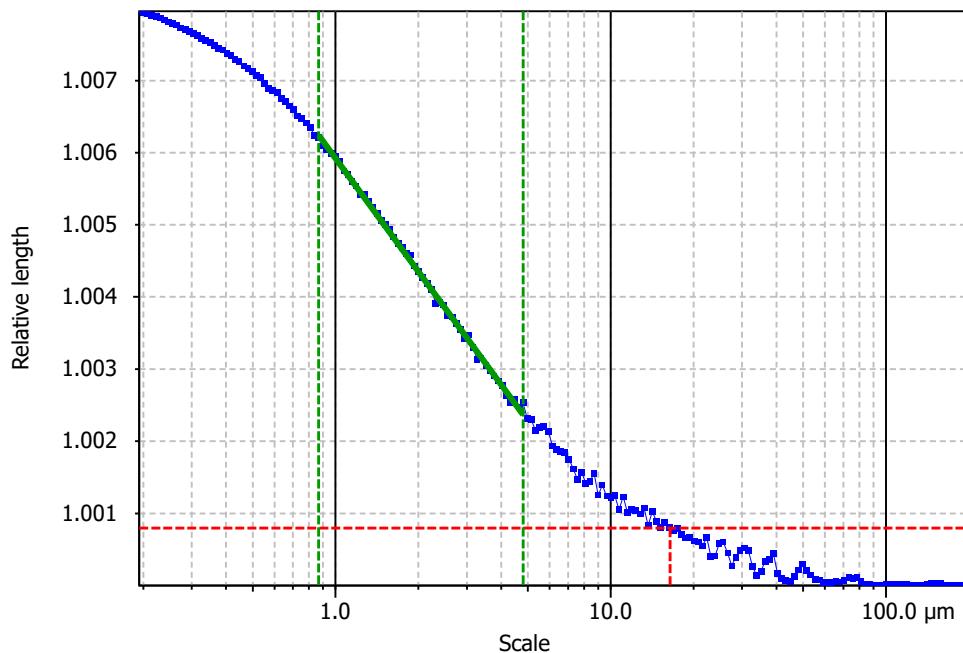
Axis: Y

Length: 200.1 μm
Size: 1551 points
Spacing: 0.1291 μm

Axis: Z

Layer type: Topography

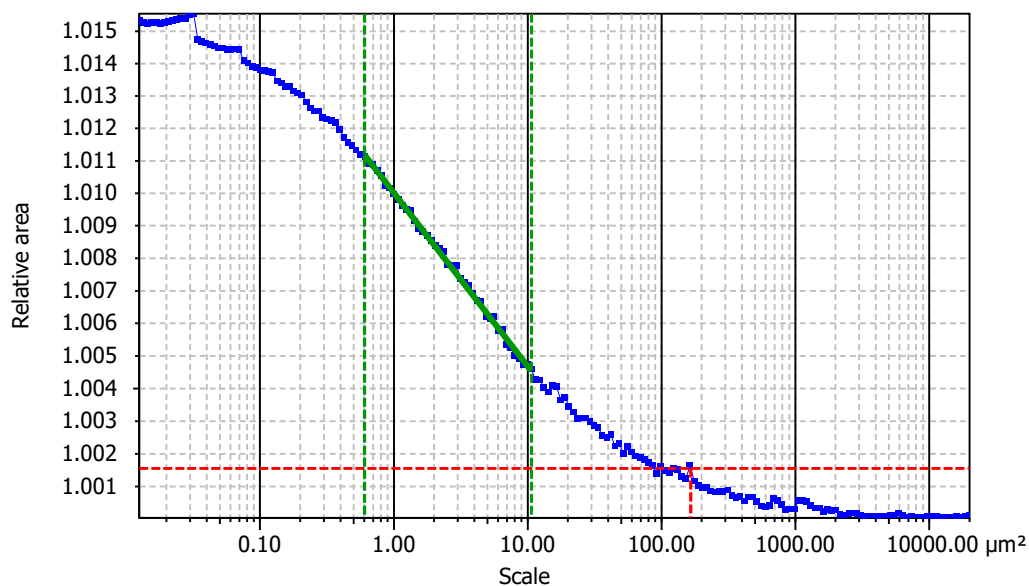
Length: 7.053 μm
Size: 70533430 digits
Spacing: 1e-07 μm

**Information**

Method	Length-scale (rows)
--------	---------------------

Parameters

Parameters	Value	Unit	Comment
epLsar	0.001965		Length-scale anisotropy (Sfrax) (1.8 μm, 5°)
NewEplsar	0.0176		Length-scale anisotropy (1.8 μm, 5°)

**Information**

Method	Area-scale (four corners)
--------	---------------------------

Parameters

Parameters	Value	Unit	Comment
R ²	0.9974		Reg. coefficient R ²
Asfc	2.295		Fractal complexity
Smfc	4.193	μm ²	Scale of max complexity
HAsfc9	0.5650		Heterogeneity of Asfc (3x3)
HAsfc81	1.193		Heterogeneity of Asfc (9x9)